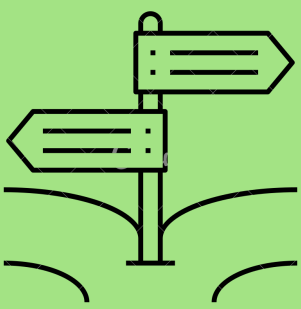


## Grammar As A Concept And In Context

# MY STEP BY STEP TO A PACE LESSON



### Decide Whether To PACE Or Not

PACE is not meant for all grammar. There must be a distinguishable rule that students must notice and use to create meaning



### Choose An Appropriate Resource

Decide if you will write a story for students or if you have an authentic text that matches your theme and has the grammar.



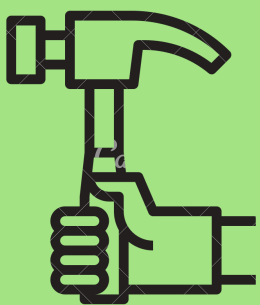
### Write What Students Will Be Doing During Part 1?

Choose a pre/during/post activity where students need to process meaning of the story/resource



### Draw Attention To The Grammar Point

Color code or bold your targeted grammar after students interpret it. Project it on the board for students to see and analyze with a partner




### Start The Co-Construction

Have students do a think-pair-share where they discover the purpose behind the grammar point and how to form it. Dialogue with your students to discover rules/usage



### Explicit Instruction Yet Continued Co-Construction

Fill in any gaps in knowledge that students may have missed. Ask them to revisit text for examples



### Start The Extension Phase

Jump into your favorite strategies. Incorporate the grammar with your theme in a meaningful, communicative way. Students should see why they need that new grammar to complete tasks and communicate ideas